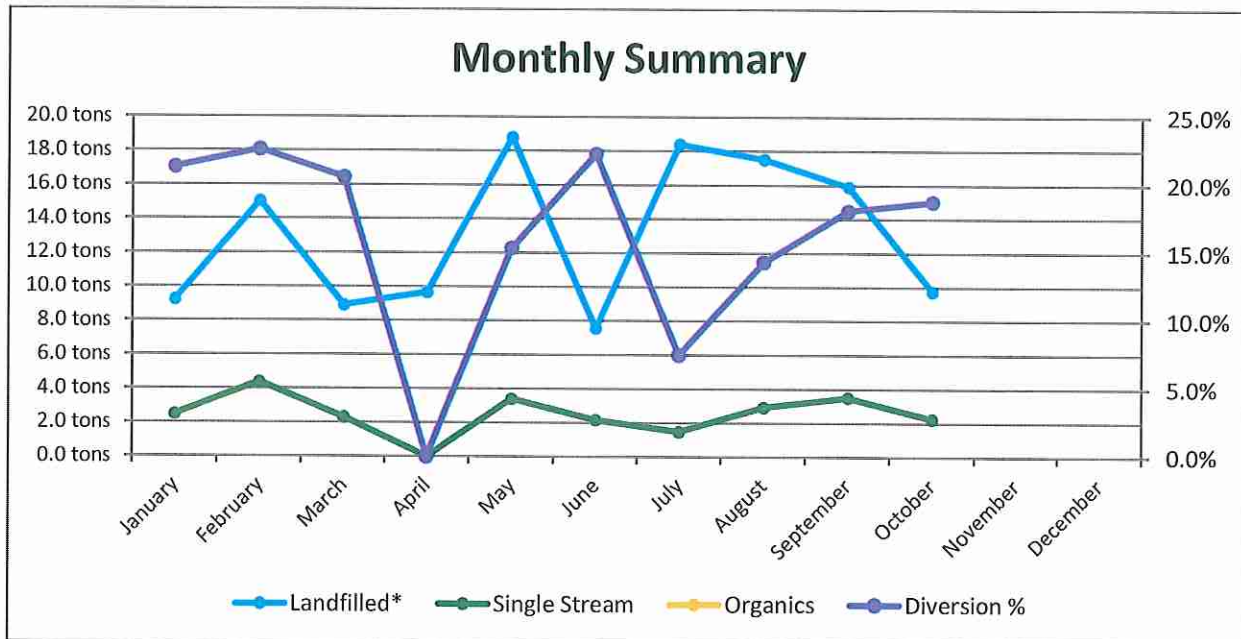


Monthly Summary

MetroNational 9821/9807 Katy Freeway 2019 Diversion


	Landfilled*	Single Stream	Organics	Other	Contamination	Diversion %
January	9.23 tons	2.50 tons				21.3%
February	15.03 tons	4.39 tons				22.6%
March	8.92 tons	2.31 tons				20.6%
April	9.67 tons	0.00 tons				0.0%
May	18.81 tons	3.41 tons				15.3%
June	7.57 tons	2.17 tons				22.3%
July	18.40 tons	1.49 tons				7.5%
August	17.51 tons	2.93 tons				14.3%
September	15.92 tons	3.52 tons				18.1%
October	9.76 tons	2.26 tons				18.8%
November						
December						
Year-to-Date	130.82 tons	24.98 tons				16.0%

*Includes trash and recycling contamination



MetroNational 9821/9807 Katy Freeway 2019 Diversion Monthly Waste Stream Summary

So far this year:






	Landfilled	130.82 tons	84%
	Diverted	24.98 tons	16%
	Total	155.80 tons	100%

Diverted material includes:

Single Stream Material:

Paper	7.49 tons
Plastic	1.00 tons
Aluminum	0.25 tons
Glass	0.00 tons
Cardboard	16.24 tons

These recycling efforts conserved the following resources:

-  38,267 kW-hrs of electricity
Enough to power 3 homes for a full year
-  375 mature trees
Enough to produce 4,642,718 sheets of newspaper
-  166,124 gallons of water
Enough to meet the fresh water needs of 2,214 people
-  93 cubic yards of landfill airspace
Enough airspace to meet the disposal needs of a community of 119 people
-  9 metric tons (MTCO2E) of GHG Emissions
The recycling of these materials prevented these GHG emissions!

Created on November 12, 2019

The recycling and waste data used in this report is based on actual customer data and historic WM studies.



THINK GREEN®